



The DIRECTV™ iPad® App gives Public, Business and Private Viewing customers control of all their DIRECTV Receivers from just one iPad®!

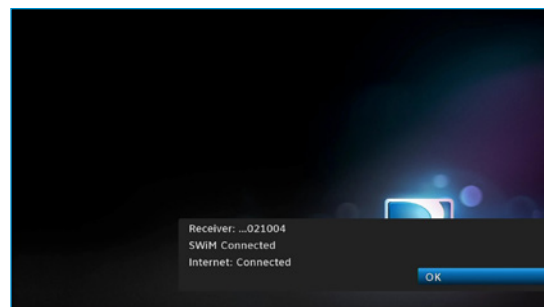
- **Quickly identify** receivers with custom names
- **See what's playing** on all your TVs from one screen
- **Channel surf** using the DIRECTV programming guide
- **View** all current and upcoming sports schedules

## DIRECTV™ iPad® APP SET UP

Helping your customers set up their receivers and iPad® is quick and easy when you know the following steps to take.

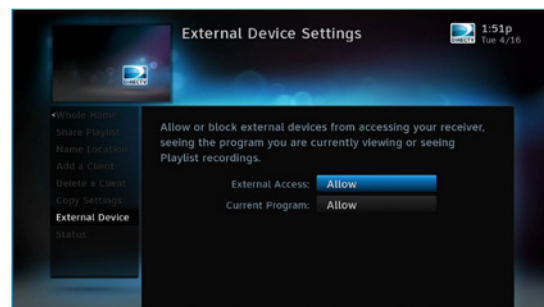
### Check to see if your DTV receivers are networked:

- Press the DASH button on the remote
- The screen should say, "SWiM Connected" and "Internet: Connected"
- If it is not "SWiM Connected" or "Internet: Connected" call DIRECTV at 888-388-4249



### Check to see if DTV receivers are enabled for the DIRECTV™ iPad® App:

- Press and hold the INFO button on the remote until the System Info & Test screen appears
- Select "Whole-Home"
- Select "External Device"
- Change all options to "Allow"
- Options could include
  - External Access
  - Current Program
  - Recordings



### Register your DIRECTV account at [www.directv.com/apps](http://www.directv.com/apps)

- Click "Register"
- Enter the requested account information
- The email address and password you provided will be used to activate your DIRECTV™ iPad® App



# QUICK START GUIDE DIRECTV™ IPAD® APP FOR BUSINESS



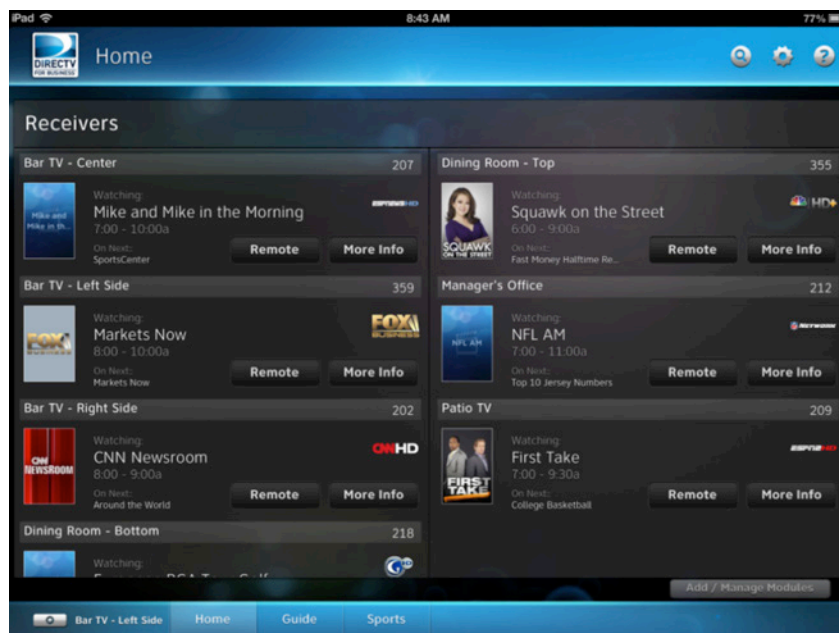
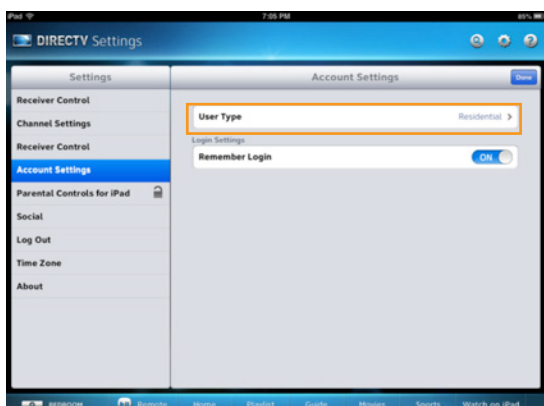
## Download the app from the Apple App Store:

- From your iPad®, go to the Apple App Store
- Search for “DIRECTV”
- Download the DIRECTV™ App for iPad®



## Login and Setup your DIRECTV™ iPad® App

- Launch the DIRECTV™ iPad® App
- Provide the email address and password you registered on [www.directv.com/apps](http://www.directv.com/apps) and click “Login”
- On the Home Screen, select “Options” (the GEAR icon in the upper right)
- Select “Account Settings”
- Set “User Type” to “Business”
- Your Commercial customers are now ready to use the DIRECTV™ iPad® App





## Frequently Asked Questions

### Is there a cost for the Commercial iPad® App?

- The iPad® App is available for free through the Apple Store.
- There is no recurring monthly fee for iPad® App.
- If additional equipment or professional installation is required, there may be additional, one-time charges.

### What Commercial account types may use the Commercial iPad® App?

- The app is intended for Public, Business and Private viewing segments.

### What equipment is required?

- The customer/account must have compatible DIRECTV receivers.
  - H21, H23, H24, H25, HR20, HR21, HR22, HR23 and/or HR24
- Receivers must be connected to a local network, with Internet access (e.g., CCK and wireless router).
- Customer must have an Apple iPad®
  - The app is compatible with iPad® 1-3 and iPad Mini.

### Is a version available for other devices (iPhones, Android Tablets, Android Phones)?

- Currently, the app is only available for the iPad®.

### Are there any minimum programming or package requirements?

- Must have HD to use iPad® App.

### Does the iPad® App work with all DIRECTV platforms and equipment?

- SWiM™ network is strongly recommended.
- Must have compatible DIRECTV receivers.
- **Please Note:** The app will not work with a COM1000 or other headend solutions.

### What does “Connected Receiver” mean?

- Because the iPad® App leverages the Internet to send and receive information from each receiver, customer receivers must be connected to the Internet via local network to function.
- To connect receiver(s), you must use a DIRECTV Ethernet to Coax Adapter (DECA), also known as a Commercial Connection Kit (CCK).

### Why do I need a wireless router for the iPad® App?

- iPads require wireless Internet access to interact with your DIRECTV connected receivers.
- **Please Note:** both the iPad® and the receivers must be connected to the same local network to operate.

### Is this the same app as Residential?

- Yes. However, the setup is what differentiates the two versions.
- Only one DIRECTV™ iPad® App is available for download in the Apple Store. After download and activation, you will be able to select which version of the app you would like to use (Business or Residential) through Account Settings.

DIRECTV Business customers are authorized to use the DIRECTV App for iPad in Business mode. Only authorized users with an active DIRECTV Residential account may use the DIRECTV App for iPad in Residential mode and DIRECTV Business customers may not use the app for their business while in Residential mode. Certain remote control functions require a standard DIRECTV Remote. iPad remote control functionality require a Wi-Fi Internet connection and are limited to the range of network. Internet access and direct.com login required. Internet connections may vary. Only available on certain Internet-connected receivers. Visit [direct.com/apps](http://direct.com/apps) for complete details. Remote connections may vary. Requires DIRECTV PLUS HD DVR (models HR20, HR21, HR22, HR23, HR24), DIRECTV PLUS DVR model R22, or DIRECTV HD Receiver (models H21, H23, H24, H25) must be connected to the Internet. Functionality may vary by receiver model. DIRECTV receiver(s) and the iPad must be connected to the same network. iPad is a registered trademark of Apple, Inc.