



DIRECTV®



DIRECTV®
Universal Remote Control
User Guide

CONTENTS

Introduction	3
Features and Functions	4
Key Charts	4
Installing Batteries	7
Controlling Your DIRECTV® Receiver	7
Setting Up Your DIRECTV Remote	7
Onscreen Remote Setup	8
Controlling Your TV	8
Setting Up the TV Input Key	9
Deactivating the TV Input Select Key	9
Controlling Other Components	9
Searching for TV, AV1 or AV2 Codes	10
Verifying the Codes	11
Changing Volume Lock	11
Locking Volume to AV1, AV2 or TV	11
Restoring Factory Default Settings	12
Troubleshooting	12
DIRECTV Setup Codes	13
Setup Codes for DIRECTV® Receivers	13
Setup Codes for DIRECTV® HD Receivers	13
Setup Codes for DIRECTV® DVRs	14
Setup Codes, Other Devices	14
Setup Codes for TVs	14
Setup Codes for TVs (DLP)	24
Setup Codes for TV/DVD Combos	27
Setup Codes for TV/VCR Combos	28
Setup Codes for VCRs	30
Setup Codes for Satellite Set-top Boxes	35
Setup Codes for Satellite Set-top Box/PVR Combos	35
Setup Codes for DVD Players	36
Setup Codes for PVRs	40
Setup Codes for Audio Receivers	41
Setup Codes for Audio Amplifiers	45
Setup Codes for Audio Accessories	45
Repair or Replacement Policy	47
Additional Information	47
Compliance with FCC Rules and Regulations	47

INTRODUCTION

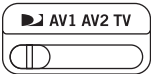




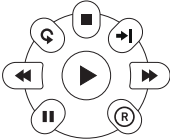




Congratulations! You now have an exclusive DIRECTV® Universal Remote Control that will control four components, including a DIRECTV Receiver, TV, and two stereo or video components (for example, a DVD, stereo, or second TV). Moreover, its sophisticated technology allows you to consolidate the clutter of your original remote controls into one easy-to-use unit that's packed with features such as:

- Four-position **MODE** slide switch for easy component selection
- Code library for popular video and stereo components
- Code search to help program control of older or discontinued components
- Memory protection to ensure you will not have to re-program the remote when the batteries are replaced

Before using your DIRECTV Universal Remote Control, you may need to program it to operate with your particular component. Please follow the instructions detailed in this guide to set up your DIRECTV Universal Remote Control so you can start enjoying its features.

FEATURES AND FUNCTIONS

Key Charts

Press this key...	To...
	Slide the MODE switch to the DIRECTV, AV1, AV2 or TV positions to select the component you want to control. A green LED under each switch position indicates the component being controlled.
TV INPUT 	Press TV INPUT to select the available inputs on your TV. NOTE: Additional setup is required to activate the TV INPUT key. (See instructions on page 9.)
FORMAT 	Press FORMAT to cycle through the resolution and screen formats. Each press of the key cycles to the next available format and /or resolution. (Not available on all DIRECTV® Receivers.)
	Press PWR to turn on/off the piece of equipment the mode switch is set to.
	Press TV POWER ON/OFF to turn the TV and DIRECTV Receiver on or off. (NOTE: These keys are only active after the remote has been setup for your TV. See page 8.)
	Use these keys to control your DIRECTV DVR or your VCR, DVD, or CD/DVD player.  On a DIRECTV DVR, enables one-touch record for any selected program.  Replay jumps back 6 seconds and plays video from that location. You can also hold the button down to jump back to the beginning.  Advance jumps ahead in a recording. You can also hold the button down to jump forward to the end.
	Use GUIDE to display the DIRECTV Program Guide. Press twice to see programs by category.



ACTIVE displays the DIRECTV Active Channel which includes local weather, horoscopes and more!



For non-DVR boxes, pressing **LIST** takes you to the To Do List. For DVR boxes, **LIST** takes you to the PLAYLIST (recordings). (Not available on all DIRECTV® Receivers.)



Press **EXIT** to exit menu screens and the Program Guide and return to live TV.



Press **SELECT** to choose highlighted items in menu screens or the Program Guide.



Use the **ARROW** keys to move around in the Program Guide and menu screens.



Press **BACK** to return to the previously displayed screen.



Press **MENU** to display the Quick Menu in DIRECTV mode, or other menu for another selected device.



Use **INFO** to display current channel and program information when watching live TV or in the Guide.



Displays various options while viewing live TV, the Guide or the Playlist.

Press **YELLOW*** to display TV Options

Press **BLUE*** in full-screen TV to display the Mini-Guide.

Press **RED*** in the Guide to jump 12 hours back.

Press **GREEN*** in the Guide to jump 12 hours forward.

*Other functions vary—look for onscreen hints or refer to your DIRECTV® Receiver's user guide. (Not available on all DIRECTV Receivers.)



Press **VOL** to raise or lower the sound volume. The volume key is only active when the remote is set up for your TV.



While watching TV, press **CHAN▲** (or **CHAN▼**) to select the next higher (or lower) channel.

While in the DIRECTV® Program Guide or menu, press **PAGE+** (or **PAGE-**) to page up (or down) through available channels in the Guide.



Press **MUTE** to turn the sound off or back on.



Press **PREV** to return to the last channel viewed.

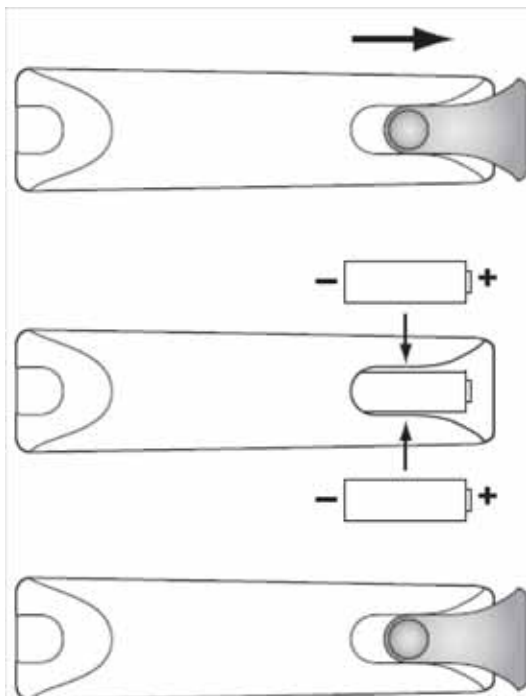


Press the number keys to directly enter a channel number (e.g. **207**) while watching TV or in the Guide.

Press **DASH** to separate main and sub-channel numbers.

Press **ENTER** to activate number entries quickly.

INSTALLING BATTERIES



1. On the back of the remote control, push down on the door (as shown), slide the battery cover off, and remove the used batteries.
2. Obtain two (2) new AA alkaline batteries. Match their + and - marks to the + and - marks in the battery case, then insert them.
3. Slide the cover back on until battery door clicks into place.

CONTROLLING YOUR DIRECTV® RECEIVER

The DIRECTV® Universal Remote Control comes programmed to work with most DIRECTV receivers. Should the remote control not work with your DIRECTV Receiver, you will need to set up the remote control by performing the following steps.

Setting Up Your DIRECTV Remote

1. Locate the DIRECTV Receiver's brand and model number (on the back or bottom panel) and write it in the spaces below.

BRAND:

MODEL:

2. Locate the 5-digit code for your DIRECTV® Receiver. (See page 13.)
3. Power on the DIRECTV Receiver.
4. Slide the **MODE** switch to the DIRECTV position.
5. Press and hold the **MUTE** and **SELECT** keys until the green light under the **DIRECTV** position flashes twice, then release both keys.
6. Using the number keys, enter the 5-digit code. If performed correctly, the green light under the **DIRECTV** position flashes twice.
7. Aim the remote at your DIRECTV Receiver and press the **PWR** key once. The DIRECTV Receiver should turnoff; if it does not, repeat steps 3 and 4, trying each code for your brand until you find the correct code.
8. For future reference, write down the working code for your DIRECTV Receiver in the blocks below:

--	--	--	--	--

ONSCREEN REMOTE SETUP

Once your remote is setup to work with your DIRECTV Receiver, you can set it up for your other equipment using the steps detailed on the following pages, or you can set it up onscreen by pressing **MENU**, then **SELECT** on Settings, Setup in the Quick Menu, then selecting Remote from the left menu.

CONTROLLING YOUR TV

Once you have successfully set up your DIRECTV Remote to operate your DIRECTV Receiver, you can set it up to control your TV. **We recommend you use the on-screen steps described on page 8**, but you can also use the manual method below:

1. Turn on the TV.

NOTE: Please read steps 2-5 completely before proceeding. Highlight or write down the codes and component you wish to set up before moving on to step 2.

2. Locate the 5-digit code for your TV. (See “Setup Codes for TVs” on page 14.)
3. Slide the **MODE** switch to the TV position.
4. Press and hold the **MUTE** and **SELECT** keys at the same time until the green light under the TV position flashes twice, then release both keys.
5. Using the number keys enter the 5-digit code for your brand of TV. If performed correctly, the green light under **TV** flashed twice.
6. Aim the remote at your TV and press the **PWR** key once. Your TV should turn off. If it does not turn off, repeat steps 3 and 4, trying each code for your brand until you find the correct code.

- Slide the **MODE** switch to the **DIRECTV** position. Press **TV POWER**. Your TV should turn on.
- For future reference, write down the working code for your TV in the blocks below:

--	--	--	--	--

SETTING UP THE TV INPUT KEY

Once you have setup the DIRECTV® Remote control for your TV, you can activate the **TV INPUT** key so you can change the “source”—the piece of equipment whose signal is displayed on your TV:

- Slide the **MODE** switch to the **TV** position.
- Press and hold the **MUTE** and **SELECT** keys until the green light under the TV position flashes twice, then release both keys.
- Using the number keys enter **9-6-0**. (The green light under the **TV** position flashes twice.)

You now can change the input for your TV.

Deactivating the TV Input Select Key

If you want to deactivate the **TV INPUT** key, repeat steps 1 through 3 from the previous section; the green light will blink 4 times. Pressing the **TV INPUT** key will now do nothing.

CONTROLLING OTHER COMPONENTS

The **AV1** and **AV2** switch positions can be setup to control a VCR, DVD, STEREO, second DIRECTV Receiver or second TV. **We recommend you use the onscreen steps described on page 8**, but you can also use the manual method below:

- Turn on the component you wish to control (e.g. your DVD Player).
- Locate the 5-digit code for your component. (See “Setup Codes, Other Devices” starting on page 14.)
- Slide the **MODE** switch to the **AV1** (or **AV2**) position.
- Press and hold the **MUTE** and **SELECT** keys at the same time until the green light under **AV1** (or **AV2**) flashes twice, then release both keys.
- Using the **NUMBER** keys, enter the 5-digit code for the brand of component being set up. If performed correctly, the green light under the selected position flashes twice.
- Aim the remote at your component and press the **PWR** key once. The component should turn off; if it does not, repeat steps 3 and 4, trying each code for your brand until you find the correct code.

- Repeat steps 1 through 6 to set up a new component under **AV2** (or **AV1**).
- For future reference write down the working code for the component(s) set up under **AV1** and **AV2** below:

AV1:

--	--	--	--	--

COMPONENT: _____

AV2:

--	--	--	--	--

COMPONENT: _____

SEARCHING FOR TV, AV1 OR AV2 CODES

If you were unable to find the code for your brand of TV or component, you can try a code search. This process may take up to 30 minutes.

- Turn on the TV or component. Insert a tape or disk if applicable.
- Slide the **MODE** switch to the **TV, AV1** or **AV2** position, as desired.
- Press and hold the **MUTE** and **SELECT** keys at the same time until the green light under the selected switch position flashes twice, then release both keys.
- Enter **9-9-1** followed by one of the following four-digits:

COMPONENT TYPE	COMPONENT ID #
Satellite	0
TV	1
VCR/DVD/PVR	2
Stereo	3

- Press **PWR**, or other functions (e.g. **PLAY** for VCR) you want to use.
- Point the remote at the TV or component and press **CHAN▲**. Repeatedly press **CHAN▲** until the TV or component turns off or performs the action you selected in step 5.

NOTE: Every time **CHAN▲** is pressed the remote advances to the next code and power is transmitted to the component.

7. Use the **CHAN**▼ key to step back a code.
8. When the TV or component turns off or performs the action you selected in step 5, stop pressing the **CHAN**▲ key. Then, press and release the **SELECT** key.

NOTE: If the light flashes 3 times before the TV or component responds, you've cycled through all codes and the code you need is not available. You must use the remote that came with your TV or component.

Verifying the Codes

Once you have set up the DIRECTV® Universal Remote Control using the above steps, use the following instructions to find out the 5-digit code to which your component responded:

1. Slide the **MODE** switch to the appropriate position.
2. Press and hold the **MUTE** and **SELECT** keys at the same time until the green light under the selected switch position flashes twice, then release both keys.
3. Enter **9-9-0**. (The green light under the selected switch position flashes twice.)
4. To view the first digit in the code, Press and release the number **1** key. Wait three seconds, and count the number of times the green light flashes. Write this number down in the leftmost TV, AV1 or AV2 code box found on page 10.
5. Repeat step 4 four more times for the remaining digits; i.e., press number **2** for the second digit, **3** for the third digit, **4** for the fourth digit and **5** for the final digit.

CHANGING VOLUME LOCK

Depending on how you set up your remote, the **VOL** and **MUTE** may control the volume only on your TV, regardless of the position of the **MODE** switch. This remote can be set up so that the **VOL** and **MUTE** keys work *only* with the component selected by the **MODE** switch. To enable this feature, perform the following steps:

1. Press and hold the **MUTE** and **SELECT** keys until the green light under the **DIRECTV** position flashes twice, then release both keys.
2. Using the number keys, enter **9-9-3**. (The green light will flash twice after the **3**.)
3. Press and release the **VOL+** key. (The green light flashes 4 times.)

Now the **VOL** and **MUTE** keys will work *only* for the component selected by the **MODE** switch position.

Locking Volume to AV1, AV2 or TV

1. Slide the **MODE** switch to the **AV1**, **AV2** or **TV** position to lock the volume.
2. Press and hold the **MUTE** and **SELECT** keys until the green light under the selected switch flashes twice and release both keys.

3. Using the number keys, enter **9-9-3**. (The green light flashes twice.)
4. Press and release the **SELECT** key. (The green light flashes twice.)

NOTE: DIRECTV® Receivers don't have volume control, so the remote will not allow the user to lock volume to the DIRECTV mode.

RESTORING FACTORY DEFAULT SETTINGS

To reset all the functions of the remote control to the factory defaults (the original, out-of-the-box settings), follow these steps:

1. Press and hold the **MUTE** and **SELECT** keys at the same time until the green light flashes twice, then release both keys.
2. Using the number keys, enter **9-8-1**. (The green light flashes 4 times.)

TROUBLESHOOTING

PROBLEM: Light at the top of the remote blinks when you press a key, but the component does not respond.

SOLUTION 1: Try replacing the batteries (see page 7).

SOLUTION 2: Make sure you are aiming the DIRECTV® Universal Remote Control at your home entertainment component and that you are within 15 feet of the component you are trying to control.

PROBLEM: The DIRECTV Universal Remote Control does not control component or commands are not recognized properly.

SOLUTION: Try all listed codes for the device brand being set up. Make sure all components can be operated with an infrared remote control.

PROBLEM: TV/VCR combo does not respond properly.

SOLUTION: Use the VCR codes for your brand. Some combo units may require both a TV code and a VCR code for full operation (see page 8).

PROBLEM: **CHAN▲**, **CHAN▼**, and **PREV** do not work for your RCA TV.

SOLUTION: Due to RCA design for certain models (1983-1987), only the original remote control will operate these functions.

PROBLEM: Changing channels does not work properly.

SOLUTION: If original remote control required pressing **ENTER** to change channels, press **ENTER** on the DIRECTV Universal remote control after entering a channel number.

PROBLEM: Remote control does not turn on Sony or Sharp TV/VCR Combo.

SOLUTION: For power on, these products require setting up TV codes on the remote control. For Sony, use TV code 10000 and VCR code 20032. For Sharp, use TV code 10093 and VCR code 20048. (See "Controlling Other Components" on page 9.)

DIRECTV SETUP CODES

Setup Codes for DIRECTV® Receivers

DIRECTV all models 00001, 00002

Hughes Network Systems (most models) 00749

Hughes Network Systems models GAEB0, GAEB0A, GCB0, GCEB0A, HBH-SA, HAH-SA 01749

GE models GRD33G2A and GRD33G3A, GRD122GW 00566

Philips models DSX5500 and DSX5400 00099

Proscan models PRD8630A and PRD8650B 00566

RCA models DRD102RW, DRD203RW, DRD301RA, DRD302RA, DRD303RA, DRD403RA, DRD703RA, DRD502RB, DRD 503RB, DRD505RB, DRD515RB, DRD523RB, and DRD705RB 00566

DRD440RE, DRD460RE, DRD480RE, DRD430RG, DRD431RG, DRD450RG, DRD451RG, DRD485RG, DRD486RG, DRD430RGA, DRD450RGA, DRD485RGA, DRD435RH, DRD455RH, and DRD486RH 00392

Samsung model SIR-S60W 01109

Samsung models SIR-S70, SIR-S75, SIR-S300W, and SIR-S310W 01108

Sony models (All models except TiVo and Ultimate TV) 01639

Setup Codes for DIRECTV® HD Receivers

DIRECTV all models 00001, 00002

Hitachi model 61HDX98B 00819

HNS models HIRD-E8, HTL-HD 01750

LG model LSS-3200A, HTL-HD 01750

Mitsubishi model SR-HD5 01749, 00749

Philips model DSHD800R 01749

Proscan model PSHD105 00392

RCA models DTC-100, DTC-210 00392

Samsung model SIR-TS360 01609

Samsung models SIR-TS160 01276

Sony models SAT-HD100, 200, 01639

300

Toshiba models DST-3000, 01749, 01285

DST-3100, DW65X91

Zenith models DTV1080, HD- 01856

SAT520

Setup Codes for DIRECTV® DVRs

DIRECTV all models 00001, 00002

HNS models SD-DVR80, SD- 01442

DV40, SD-DVR120,

HDVR2, GXCEBOT, GXCEBOTD

Philips models DSR704, 01142, 01442

DSR708, DSR6000,

DSR600R, DRS700/17

RCA models DWD490RE, 01392

DWD496RG

RCA models DVR39, 40, 80, 120 01442

Sony model SAT-T60 00639

Sony model SAT-W60 01640

Samsung models SIR-S4040R, 01442

SIR-S4080R, SIR-S4120R

SETUP CODES, OTHER DEVICES

Setup Codes for TVs

3M 11616

A-Mark 10003

Abex 10032

Accurian 11803

Action 10873

Admiral 10093, 10463, 10179

Advent 10761, 10783, 10815, 10817,
10842, 11933

Adventura 10046

Aiko 10092, 11579

Aiwa 10032, 10701

Akai 10812, 11675, 10060, 10702,
10030, 10098, 10672, 11207,
11676, 11688, 11689, 11690,
11692, 11693, 11903, 11935

Alaron 10179, 10183

Albatron 10700, 10843

Ambassador 10177

America Action 10180

Ampro 10751

Anam 10180, 10004, 10009, 10068

Anam National 10161

AOC	10030, 10003, 10052, 10137, 10185, 11365, 11590, 12014
Aomni	11623
Apex Digital	10156, 10748, 10879, 10765, 10767, 10890, 11217, 11943, 11991
Archer	10003
Astar	11531, 11548, 11738
Audiovox	10451, 10180, 10092, 10003, 10623, 10710, 10802, 10846, 10875, 11284, 11937, 11951, 11952
Aventura	10171
Awa	10785
Axion	11937
Bell & Howell	10154, 10016
BenQ	11032, 11212, 11315
Boigle	11696
Boxlight	10893
Bradford	10180
Brilliant	11007, 11255, 11257, 11258
Broksonic	10236, 10463, 10180, 10003, 10177, 11911, 11929, 11935, 11938, 10642
Byd:sign	11309, 11311
Cadia	11283
Candle	10030, 10046, 10056, 10186
Carnivale	10030
Carver	10054, 10170
Casio	11205
CCE	10217, 10329
Celebrity	10000
Celera	10765
Champion	11362
Changhong	10765
Cinego	11986
Citizen	10060, 10030, 10092, 10039, 10046, 10056, 10186, 10280, 11928, 11935
Clairtone	10185
Clarion	10180
Coby	12314, 12315
Commercial Solutions	11447, 10047
Concerto	10056
Contec	10180, 10157, 10158, 10185
Craig	10180, 10161
Crosley	10000, 10054
Crown	10180, 10039, 11446

Curtis Mathes	10047, 10054, 10154, 10451, 10093, 10060, 10702, 10030, 10145, 10166, 11919, 11347, 11147, 10747, 10466, 10068, 10056, 10039, 10016
CXC	10180
CyberHome	10794
Cytron	11326
Daewoo	10451, 10092, 11661, 10039, 10066, 10082, 10091, 10623, 10661, 10672, 11928
Dell	11264, 11080, 11178, 11403, 11863
Delta	11369
Denon	10145, 10511
Denstar	10628
Diamond Vision	11996, 11997
Digital Lifestyles	11765
Digital Projection Inc.	11482, 11725
DIRECTV	11501
Dream Vision	11297
Dumont	10017
Durabrand	10463, 10180, 10178, 10171, 11034, 10003
Dwin	10093, 10720, 10747, 10774
Dynatech	10049
Dynex	11463, 11780, 11785, 11810, 12049, 12184
Electroband	10000, 10185
Electrograph	11755, 11623
Electrohome	10463, 10381, 10409
Element	11687
Emerson	11864, 10017, 10154, 10451, 10236, 10463, 10180, 10178, 10171, 10280, 10282, 10623, 11394, 11911, 11928, 11929, 11963, 10270, 10185, 10183, 10182, 10181, 10179, 10177, 10158, 10039, 10038, 10002
Emprex	11422, 11546, 11765
Encross	10876
Envision	10030, 10813, 11365, 12014
Epson	10833, 10840, 11122, 11290
ESA	10812, 10171, 11963
Ferguson	10005
Fisher	10154
FlexVision	10710
Fujitsu	10809, 10179, 10186, 10683, 10853

Funai	10000, 10180, 10171, 10179, 11271, 11904, 11963
Futuretech	10180
Gateway	11755, 11001, 11002, 11756
GE	11447, 10047, 10051, 10451, 10178, 11922, 11919, 11917, 11347, 10747, 10282, 10279, 10251, 10174, 10138, 10135, 10029, 10027, 10021
GFM	10171, 11963, 12167
Gibraltar	10017, 10030
Go Video	10886
GoldStar	10178, 10030, 10001, 10002, 10032, 10039, 10056, 10409, 11926
Goodmans	10360
GPX	10179
Gradiente	10392, 11804
Granada	10339
Grundig	10683
Grunpy	10180, 10179, 10070, 10535
H & B	11366
Haier	11034, 10768, 11748, 11749
Hallmark	10178
Hannspree	11348, 11351, 11352, 11745
Hantarex	11338
Harley Davidson	10043, 10179, 11904
Harman/Kardon	10054, 10078
Harvard	10180, 10068
Havermy	10093
Helios	10865
Hello Kitty	10451
Hewlett Packard	11494, 11088, 11089, 11101, 11502
Hisense	10748, 11314
Hitachi	11643, 11145, 10145, 11960, 11904, 11445, 11345, 11045, 10797, 10413, 10409, 10279, 10173, 10151, 10097, 10095, 10056, 10038, 10032, 10016, 10577, 10583
HP	11494, 11088, 11089, 11101, 11502
Humax	11501
Hyundai	10849, 11219, 11294, 11814
I-Inc	11746
iLo	11286, 11603, 11684, 11990
Infinity	10054
InFocus	10752, 11430, 11516

Initial	11603, 11990
Insignia	11423, 11564, 10171, 11204, 11326, 11517, 11641, 11710, 11780, 11963, 12002, 12049, 12088
Inteq	10017
IX	10877
Janeil	10046
JBL	10054
JCB	10000
Jensen	10761, 10050, 10815, 10817, 11299, 11933
JVC	10053, 10036, 10069, 10160, 10169, 10182, 10650, 10731, 11253, 11302, 11352, 11601, 11633, 11774, 11923, 10094
Kawasho	10158, 10308
Kaypani	10052
KDS	11498, 11687
KEC	10180
Kenwood	10030
Ken Brown	11321
KLH	10765, 10767, 11962
Kloss	10024, 10046, 10078
Konka	10628, 10632, 10638, 10703, 10707, 11939, 11940
Kost	11262, 11483
Kreisen	10876
KTV	10180, 10030, 10039, 10183, 10185, 10217, 10280
LG	11423, 10017, 10178, 10442, 10700, 10829, 10856, 11178, 11325, 11993
Lloyd's	11904
Loewe	10136, 10512
Logik	10016
Luxman	10056
LXI	10047, 10054, 10154, 10156, 10178, 10148, 10747
MAG	11498, 11687
Magnasonic	11928
Magnavox	11454, 11866, 11755, 10054, 10051, 10030, 10706, 11990, 11963, 11931, 11904, 11525, 11365, 11254, 11198, 10802, 10386, 10187, 10186, 10179, 10096, 10036, 10028, 10024, 10020
Majestic	10016

Marantz	11454, 10054, 10030, 10704, 10854, 10855, 11154, 11398
Matsushita	10250, 10650
Maxent	11755, 10762, 11211, 11714, 11757
Megapower	10700
Megatron	10178, 10145, 10003
MEI	10185
Memorex	10154, 10463, 10150, 10178, 10016, 10179, 10877, 11903, 11911, 11926, 11935
MGA	10150, 10178, 10030, 10155
Micro	11436
Midland	10047, 10017, 10051, 10032, 10039, 10135, 10747
Mintek	11603, 11990
Minutz	10021
Mitsubishi	11250, 10093, 10150, 10178, 10014, 10098, 10155, 10195, 10331, 10358, 10836, 10868, 11392, 11522, 11917, 11151
Monivision	10700, 10843
Motorola	10093, 10835
Moxell	10835
MTC	10060, 10030, 10049, 10056, 10091, 10185
Multitech	10180, 10049, 10217
NAD	10156, 10178, 10056, 10866, 11156
Nakamichi	11493
NEC	10030, 10036, 10056, 10170, 10497, 10882, 11398, 11704, 11797
Neovia	11338
NetTV	11755, 10762
NEX	11814
Nexus Electronics	12183
Nikko	10178, 10030, 10092
Niko	11581, 11618
Noblex	10430
Norcent	10748, 10824, 11089, 11365, 11589, 11590, 11591
Norwood Micro	11286, 11296, 11303
Noshi	10018
NTC	10092
Nu Vision	11657, 12158
Olevia	11610, 11144, 11240, 11331
Olympus	11342

Onwa	10180
Optimus	10250, 10154, 10166, 10650
Optoma	10887, 11348, 11622, 11674
Optonica	10093, 10165
Orion	10236, 10463, 11463, 10002, 10179, 11911, 11929
Panasonic	10250, 11480, 11457, 10051, 10030, 10162, 10226, 10650, 11271, 11291, 11310, 11510, 11919, 11941, 11946, 11947
Penney	10047, 10156, 10051, 10060, 10178, 10030, 11926, 11919, 11347, 10747, 10149, 10138, 10135, 10110, 10039, 10032, 10027, 10021, 10018, 10003, 10002
Petters	11523
Philco	10054, 10030, 10171, 10020, 10024, 10028, 10096, 10187, 10381, 11271, 11394, 11963, 10786, 11029
Philips	11454, 10054, 10512, 10690, 11154, 11254, 11483, 11744, 11867, 11961, 10012, 10013
Pilot	10030, 10039
Pioneer	11457, 10166, 10038, 10172, 10679, 10866, 11260, 11398, 11633
Planar	11496
Polaroid	11523, 10765, 12117, 12063, 12002, 11992, 11991, 11962, 11767, 11766, 11763, 11687, 11498, 11341, 11328, 11327, 11326, 11316, 11314, 11286, 11276, 11262, 10865
Portland	10451, 10092, 10039
Prima	10761, 10783, 10815, 10817, 11785, 11933
Princeton	10700, 10717
Prism	10051
Proscan	11447, 10047, 10466, 10747, 11347, 11922, 12256
Proton	10178, 10003, 10031, 10052, 10466
Protron	11320, 11323, 11092
Proview	10835, 11401, 11498, 11687
Pulsar	10017
Puneet	11546
Pye	10412

Quasar	10250, 10051, 10165, 10650, 11919
RadioShack	10047, 10154, 10180, 10178, 10030, 10032, 10039, 10056, 10165, 10409, 10747, 11904
RCA	11547, 11447, 10047, 10051, 10093, 12187, 12002, 11958, 11953, 11948, 11922, 11919, 11917, 11781, 11347, 11247, 11147, 11047, 10774, 10747, 10679, 10278, 10174, 10135, 10090, 10038, 10029, 10018
Realistic	10154, 10180, 10178, 10030, 10032, 10039, 10056, 10165
RevolutionHD	11623
Rhapsody	10183, 10185
Runco	10017, 10030, 10251, 10497, 10603, 11292, 11397, 11398, 11628, 11629, 11638, 11639, 11679
Sampo	11755, 10030, 10032, 10039, 10052, 10100, 10110, 10762
Samsung	10812, 10054, 10060, 10702, 10178, 10030, 11959, 11903, 11632, 11575, 11395, 11312, 11249, 11060, 10814, 10766, 10032, 10650, 10618, 10587, 10427, 10329, 10056
Samsux	10039
Sansui	10463, 10171, 10165, 10173, 11409, 11904, 11911, 11929, 11935
Sanyo	10054, 10154, 10036, 10088, 10107, 10146, 10208, 10484, 10799, 10893, 11142
Sceptre	10878, 11217, 11360, 11599
Scotch	10178
Scott	10236, 10180, 10178, 10179, 11711
Sears	10047, 10054, 10154, 10156, 10178, 10171, 10056, 10146, 10148, 10149, 10179, 10281, 10747, 11007, 11904, 11926
Seleco	11297, 11351
Sharp	10818, 10093, 10039, 10153, 10157, 10165, 10281, 10386, 10491, 10688, 10689, 10851, 11393, 11602, 11917
Sheng Chia	10093
Sherwood	11399
Signature	10016

Signet	11262
SIM2 Multimedia	11297
Simpson	10186, 10187
Sole	10813, 11366, 11483, 11623
Sony	10000, 10810, 10010, 10011, 10080, 10111, 10834, 11317, 11685, 11904, 11925, 10505
Soundesign	10180, 10178, 10179, 10186
Sova	11320, 11952
Soyo	11546, 11746, 11824, 11826
Spectricon	10003, 10137
Spectroniq	11498, 11687
Squareview	10171
SSS	10180
Starlite	10180
Studio Experience	10843
Superscan	10093, 10864
Supre-Macy	10046
Supreme	10000
SVA	10748, 10587, 10768, 10865, 10870, 10871, 10872, 11963
Sylvania	11864, 10054, 10030, 10171, 11963, 11931, 11394, 11314, 11271, 10587, 10381, 10187, 10096, 10065, 10028, 10024, 10020
Symphonic	10180, 10171, 10068, 11904
Syntax	11610, 10171, 11144, 11240, 11331
Tandy	10093
Tatung	10003, 10049, 10396, 11101, 11285, 11286, 11287, 11288, 11361, 11756
Teac	10264, 10698
Technics	10250, 10051
Technol Ace	10179
Techview	10847, 12004
Techwood	10051, 10003, 10056
Teknika	10054, 10180, 10150, 10060, 10092, 10016, 10039, 10056, 10179, 10186, 10312
Telefunken	10702, 10056
Tera	10031
Thomas	11904
TMK	10178, 10056, 10177
TNCi	10017

Toshiba	11524, 10154, 10156, 11256, 10060, 12006, 11945, 11936, 11935, 11918, 11704, 11656, 11635, 11369, 11356, 11343, 11325, 11306, 11156, 10845, 10832, 10822, 10650, 10149, 10148, 10036, 11971
Tosonic	10185
Totevision	10039
Trical	10157
TruTech	11723, 12066
TVS	10463
Ultra	11323
Universal	10027
Universum	10535, 11337
US Logic	11286, 11303
Vector Research	10030
VEOS	11007
Victor	10053
Video Concepts	10098
Vidikron	10054, 10242, 11292, 11302, 11397, 11398, 11628, 11629, 11633
Vidtech	10178, 10036
Viewsonic	11755, 10797, 10857, 10864, 10885, 11330, 11342, 11578, 11627, 11640, 12014
Viking	10046, 10312
Viore	11755, 11207, 11684
Visart	11336
Vizio	11758, 10864, 10885, 11499, 11756
Wards	11758, 10054, 10178, 10030, 11156, 10866, 10187, 10179, 10174, 10165, 10111, 10096, 10080, 10056, 10029, 10028, 10027, 10021, 10020, 10016
Waycon	10156
Westinghouse	10000, 11712, 10451, 10885, 10889, 10890, 11282, 11577
White Westinghouse	10451, 10463, 10179, 10623, 11092
WinBook	11381
Wyse	11365
Yamaha	10030, 10769, 10797, 10833, 10839, 11526

Zenith	10000, 11423, 10047, 10017, 10463, 10178, 10030, 11145, 10145, 10092, 10016, 10160, 11904, 11911, 11929
Zonda	10003, 10698, 10779

Setup Codes for TVs (DLP)

Hewlett Packard	11494
HP	11494
Magnavox	11525
Mitsubishi	11250
Optoma	10887
Panasonic	11291
RCA	11447
Samsung	10812, 11060, 11312, 11632
SIM2 Multimedia	11297
SVA	10872
Toshiba	11524, 11306
Vizio	11499

Setup Codes for TVs (LCD)

Accurian	11803
Action	10873
Akai	11675, 11676, 11688, 11689, 11692, 11693, 11935
AOC	11365, 12014
Aomni	11623
Apex Digital	10890, 11217
Astar	11531, 11548, 11738
Audiovox	10180, 10710, 10802, 10846, 10875, 11284, 11937, 11951, 11952
BenQ	11315
Byd:sign	11309, 11311
Cadia	11283
Casio	11205
Citizen	11935
Coby	12314, 12315
CyberHome	10794
Dell	11264, 11080, 11178, 11863
Digital Lifestyles	11765
DIRECTV	11501
Dynex	11780, 12049, 12184
Element	11687
Emerson	11864, 11394, 11963
Emprex	11422, 11546, 11765
Encross	10876
Envision	10813, 11365, 12014
FlexVision	10710
Funai	10171

GFM	12167
Go Video	10886
H & B	11366
Haier	11748, 11749
Hannspree	11348, 11351, 11745
Hewlett Packard	11088
Hisense	11314
Hitachi	11643, 11445
HP	11088
Humax	11501
Hyundai	10849, 11219, 11294
I-Inc	11746
iLo	11286, 11603, 11684, 11990
Initial	11603, 11990
Insignia	11564, 11204, 11517, 11710, 11780, 12002, 12049
IX	10877
Jensen	11299
JVC	11601, 11774
Kost	11262
Kreisen	10876
LG	11423, 10856, 11178, 11993
Magnavox	11866, 10802, 11198, 11365, 11990
Marantz	10855
Maxent	11755, 10762, 11211, 11714, 11757
Micro	11436
Mintek	11603, 11990
Mitsubishi	11250
NEC	11797
NetTV	10762
Nexus Electronics	12183
Niko	11581, 11618
Norcent	11365, 11589, 11591
Norwood Micro	11286, 11296
NuVision	11657, 12158
Olevia	11610, 11144, 11240, 11331
Panasonic	11480, 10650, 11941
Petters	11523
Philips	11454, 11483, 11744, 11867
Pioneer	11260
Planar	11496
Polaroid	11523, 11262, 11276, 11316, 11341, 11498, 11687, 11763, 11766, 11767, 12063
Prima	11785
Proscan	12256
Protron	11320, 11323
Proview	11401
Puneet	11546

RCA	10047, 11781, 11958, 12187
RevolutionHD	11623
Runco	11629
Sampo	11755, 10762
Samsung	10812, 10766, 10814, 11395, 11575, 11632
Sansui	11409
Sanyo	11142
Sceptre	10878, 11217, 11360, 11599
Scott	11711
Sharp	10818, 10093, 11602
Sherwood	11399
Signet	11262
Sole	11366, 11483, 11623
Sony	10810, 11685
Sova	11320
Soyo	11546, 11746, 11824, 11826
Superscan	10864
SVA	10587, 10870, 10871
Sylvania	11864, 10171, 11271, 11314, 11394
Symphonic	10171
Syntax	11610, 11144, 11240, 11331
Tatung	11286
Techview	10847, 12004
Toshiba	11524, 10822, 10845, 11343, 11635, 11656, 12006
TruTech	11723
Ultra	11323
US Logic	11286
Vidikron	11398, 11629
Viewsonic	10857, 10864, 10885, 11330, 11578, 11627, 11640, 12014
Viore	11684
Visart	11336
Vizio	11758, 10864, 10885, 11756
Westinghouse	11712, 10885, 10889, 10890, 11282, 11577
WinBook	11381
Wyse	11365

Setup Codes for TV/DVD Combos

Controlled by the TV

Accurian	11803
Advent	11933
Akai	11675, 11935
Apex Digital	11943, 11991
Audiovox	11937, 11951, 11952
Axion	11937
Broksonic	11935
Cinego	11986
Citizen	11935
Coby	12315
Diamond Vision	11997
Dynex	11810, 12049, 12184
Emerson	11864, 11394, 11963
ESA	11963
Funai	11963
GFM	11963
Hitachi	11960
iLo	11990
Initial	11990
Insignia	11963, 12002, 12049
Jensen	11933
KLH	11962
Konka	11939, 11940
LG	11423, 11993
Magnavox	11866, 11963, 11990
Maxent	11714
Mintek	11990
Panasonic	11941
Philips	11961
Polaroid	11523, 11766, 11962, 11991, 12002
Prima	11933
Proscan	12256
RCA	11948, 11958, 12002, 12187
Samsung	11903
Sansui	11935
Sharp	10818
Sova	11952
Sylvania	11864, 11394, 11963
Techview	12004
Toshiba	11524, 11635, 11935, 12006
TruTech	12066

Setup Codes for TV/DVD Combos

Controlled by the DVD

Advent	21016
--------	-------

Akai	20695
Apex Digital	20830, 21480
Audiovox	21071, 21121, 21122
Axion	21071
Broksonic	20695
Cinego	21399
Citizen	20695
Diamond Vision	21610
Emerson	20675, 21268
ESA	21268
Funai	21268
GFM	21268
Go Vision	21071
Hitachi	21247
iLo	21472
Initial	21472
Insignia	21013, 21268
Jensen	21016
KLH	21261
Konka	20719, 20720
LG	21526
Magnavox	21268, 21472
Mintek	21472
Naxa	21473
Panasonic	21490
Philips	20854, 21260
Polaroid	21013, 21261, 21480
Prima	21016
RCA	21013, 21022, 21193
Samsung	20899
Sansui	20695
Sova	21122
Sylvania	20675, 21268
Toshiba	20695
TruTech	22264

Setup Codes for TV/VCR Combos

Controlled by the TV

America Action	10180
Audiovox	10180
Broksonic	11911, 11929
Citizen	11928
Curtis Mathes	11919
Daewoo	11928
Emerson	10236, 11911, 11928, 11929
Funai	11904
GE	11917, 11919, 11922
GoldStar	11926
Harley Davidson	11904

Hitachi	11904
JVC	11923
Lloyd's	11904
Magnasonic	11928
Magnavox	11904, 11931
Memorex	11926
Mitsubishi	11917
Orion	11911, 11929
Panasonic	11919
Penney	11919, 11926
Quasar	11919
RadioShack	11904
RCA	11917, 11919, 11922
Samsung	11959
Sansui	11904, 11911, 11929
Sears	11904, 11926
Sony	11904, 11925
Sylvania	11931
Symphonic	11904
Thomas	11904
Toshiba	11918, 11936
Zenith	11904, 11911, 11929

Setup Codes for TV/VCR Combos

Controlled by the VCR

America Action	20278
Audiovox	20278
Broksonic	20002, 20479, 21479
Citizen	21278
Colt	20072
Curtis Mathes	21035
Daewoo	20637, 21278
Emerson	20002, 20479, 20593, 21278, 21479
Funai	20000
GE	20240, 20807, 21035, 21060
GoldStar	21237
Harley Davidson	20000
Hitachi	20000
Lloyd's	20000
Magnasonic	20593, 21278
Magnavox	20000, 20593, 21781
Magnin	20240
Memorex	20162, 21162, 21237, 21262
MGA	20240
Mitsubishi	20807
Optimus	20162, 20593, 21162, 21262
Orion	20002, 20479, 21479
Panasonic	20162, 21035, 21162, 21262
Penney	20240, 21035, 21237

Quasar	20162, 21035, 21162
RadioShack	20000
RCA	20240, 20807, 21035, 21060
Samsung	21014
Sansui	20000, 20479, 21479
Sanyo	20240
Sears	20000, 21237
Sony	21232, 20000
Sylvania	21781
Symphonic	20000, 20593
Thomas	20000
Toshiba	20845, 21145
White Westinghouse	20637
Zenith	20000, 20479, 20637, 21479

Setup Codes for VCRs

ABS	21972
Accurian	20000
Admiral	20048, 20209, 20020, 20479
Adventura	20000
Aiko	20278
Aiwa	20037, 20000, 20124, 20307
Akai	20041, 20061, 20106
Alienware	21972
Allegro	20039, 21137
America Action	20278
American High	20035
Asha	20240
Audio Dynamics	20040
Audiovox	20037, 20278
Beaumarck	20240
Bell & Howell	20104
Broksonic	20184, 20121, 20209, 20002, 20295, 20479, 21479
Calix	20037
Canon	20035
Capehart	20020
Carver	20081
CCE	20072, 20278
CineVision	21137
Citizen	20037, 20278, 21278
Colt	20072
Craig	20037, 20047, 20240, 20072, 20271
Crosley	20081, 20000
Curtis Mathes	20060, 20035, 20162, 20240, 20041, 20278, 20760, 21035
Cybernex	20240
CyberPower	21972

Daewoo	20045, 20278, 20020, 20561, 20637, 21137, 21278
Daytron	20020
DBX	20040
Dell	21972
Denon	20042
DIRECTV	20739, 21989
Durabrand	20039, 20038
Dynatech	20000
Electrohome	20037, 20043
Electroponic	20037
Emerex	20032
Emerson	20037, 20184, 20000, 20121, 20043, 20209, 20002, 20278, 20068, 20061, 20036, 20208, 20212, 20295, 20479, 20561, 20593, 20637, 21278, 21479, 21593
ESA	21137
Fisher	20047, 20104, 20054, 20066
Fuji	20035, 20033
Funai	20000, 20593, 21593
Garrard	20000
Gateway	21972
GE	20060, 20035, 20240, 20202, 20760, 20761, 20807, 21035, 21060
GFM	21593
Go Video	20240, 20432, 20526, 20614, 20643, 21137, 21873
GoldStar	20037, 20038, 21137, 21237
Gradiente	20000
Harley Davidson	20000
Harman/Kardon	20081, 20038
Harwood	20072, 20068
Headquarter	20046
Hewlett Packard	21972
HI-Q	20047
Hitachi	20000, 20042, 20041, 20089, 20105
Howard Computers	21972
HP	21972
Hughes Network Systems	20739, 20042
Humax	20739, 21797, 21988
Hush	21972
iBUYPOWER	21972
Instant Replay	20035
Jensen	20041
JVC	20067, 20041, 20008, 21162
KEC	20037, 20278
Kenwood	20067, 20041, 20038
KLH	20072
Kodak	20035, 20037

LG	21137
Linksys	21972
Lloyd's	20000, 20208
Logik	20072
LXI	20037
Magnasonic	20593, 21278
Magnavox	20035, 20039, 20081, 20000, 20149, 20110, 20563, 20593, 21593, 21781
Magnin	20240
Marantz	20035, 20081, 20003
Marta	20037
Matsushita	20035, 20162, 21162
Media Center PC	21972
MEI	20035
Memorex	20035, 20162, 20037, 20048, 20039, 20047, 20240, 20000, 20104, 20209, 20072, 20046, 20307, 20479, 21162, 21237, 21262
MGA	20240, 20043, 20061
MGN Technology	20240
Microsoft	21972
Mind	21972
Minolta	20042, 20105
Mitsubishi	20067, 20043, 20061, 20173, 20807, 21795
Motorola	20035, 20048
MTC	20240, 20000
Multitech	20000, 20072
NEC	20104, 20067, 20041, 20038, 20040
Nikko	20037
Nikon	20034
Niveus Media	21972
Noblex	20240
Northgate	21972
Olympus	20035
Optimus	21062, 20162, 20037, 20048, 20104, 20432, 20593, 21048, 21162, 21262
Optonica	20062
Orion	20184, 20209, 20002, 20295, 20479, 21479
Panasonic	21062, 20035, 20162, 20077, 20225, 20614, 20616, 21035, 21162, 21262, 21807
Penney	20035, 20037, 20240, 20042, 20038, 20040, 20054, 21035, 21237
Pentax	20042, 20105
Philco	20035
Philips	20739, 20035, 20081, 20062, 20110, 20618, 21081, 21181, 21818

Pilot	20037
Pioneer	20067, 21337, 21803
Polk Audio	20081
Portland	20278, 20020
Presidian	21593
Profitronic	20240
Proscan	20060, 20202, 20760, 20761, 21060
Protec	20072
Pulsar	20039
Quarter	20046
Quartz	20046
Quasar	20035, 20162, 20077, 21035, 21162
RadioShack	20000
Radix	20037
Randex	20037
RCA	20060, 20240, 20042, 20149, 20077, 20105, 20106, 20202, 20760, 20761, 20807, 20880, 21035, 21060, 21989
Realistic	20035, 20037, 20048, 20047, 20000, 20104, 20046, 20062, 20066
ReplayTV	20614, 20616
Ricavision	21972
Ricoh	20034
Rio	21137
Runco	20039
Samsung	20739, 20240, 20045, 21014
Samtron	20643
Sanky	20048, 20039
Sansui	20000, 20067, 20209, 20041, 20271, 20479, 21479
Sanyo	20047, 20240, 20104, 20046
Sceptre	20104
Scott	20184, 20045, 20121, 20043, 20210, 20212
Sears	20035, 20037, 20047, 20000, 20042, 20104, 20046, 20054, 20066, 20105, 21237
Sharp	20048, 20062, 20807, 20848, 21875
Shintom	20072
Shogun	20240
Singer	20072
SKY	22032
Sonic Blue	20614, 20616, 21137
Sony	21232, 20032, 20035, 20033, 20000, 20034, 20636, 21032, 21886, 21972
Stack 9	21972
STS	20042

Sylvania	20035, 20081, 20000, 20043, 20110, 20593, 21593, 21781
Symphonic	20000, 20593, 21593
Systemax	21972
Tagar Systems	21972
Tashiko	20037
Tatung	20041
Teac	20000, 20041
Technics	20035, 20162
Teknika	20035, 20037, 20000
Thomas	20000
TiVo	20739, 20618, 20636, 21337, 21996
TMK	20240, 20036, 20208
Tocom	20618
Toshiba	20045, 20043, 20209, 20066, 20210, 20212, 20366, 20845, 21008, 21145, 21972, 21988, 21996
Totevision	20037, 20240
Touch	21972
UltimateTV	21989
Unitech	20240
Vector	20045
Vector Research	20038, 20040
Video Concepts	20045, 20040, 20061
Videomagic	20037
Videosonic	20240
Viewsonic	21972
Villain	20000
Voodoo	21972
Wards	20060, 20035, 20048, 20047, 20081, 20240, 20000, 20042, 20072, 20149, 20062, 20212, 20760
White Westinghouse	20209, 20072, 20637
XR-1000	20035, 20000, 20072
Yamaha	20038
Zenith	20037, 20039, 20033, 20000, 20209, 20034, 20479, 20637, 21137, 21139, 21479
ZT Group	21972

Setup Codes for Satellite Set-top Boxes

Crossdigital	01109
DIRECTV	00001, 00392, 00566, 00639, 01639, 01142, 00247, 00749, 01749, 00724, 00819, 01856, 01076, 01108, 00099, 01109, 00007, 00006, 00005, 00008, 01750, 01708, 01640, 01609, 01442, 01414, 01392, 00004, 00003, 00002
GE	00566
General Instrument	00869
Hitachi	00819
Hughes Network Systems	01142, 00749, 01749, 01442, 01750
Jerrold	00869
LG	01414, 01750
Magnavox	00724
Memorex	00724
Mitsubishi	00749
Motorola	00869, 00856
Next Level	00869
Panasonic	00247, 00701
Paysat	00724
Philips	01142, 00749, 01749, 00724, 01076, 00099, 01442
Proscan	00392, 00566
RadioShack	00869
RCA	00392, 00566, 00855, 00143, 01392
Samsung	00001, 01142, 01276, 01108, 01109, 01442, 01609, 01708
Sony	00639, 01639, 01640
Star Choice	00869
TiVo	01142, 01442
Toshiba	00749, 01749, 00790, 01285
UltimateTV	01392, 01640
Uniden	00724
Voom	00869
Zenith	01856

Setup Codes for Satellite Set-top Box/PVR Combos

DIRECTV	00001, 00392, 00639, 01142, 01076, 00099, 00002, 00003, 00004, 01392, 01442, 01640, 00005, 00006, 00007, 00008
Hughes Network Systems	01142, 01442
Motorola	00869
Philips	01142, 01442
Proscan	00392

RCA	01392
Samsung	01442
Sony	00639, 01640
Star Choice	00869
TiVo	01142, 01442

Setup Codes for DVD Players

Accurian	20675, 21072, 21416
Adcom	21094
Advent	21016
Aiwa	20533, 20641
Akai	20695, 20770, 20899, 21089
Alco	20790
Allegro	20869
Amoisonic	20764
Amphion Media Works	20872, 21245
AMW	20872, 21245
Apex Digital	20672, 20717, 20755, 20794, 20795, 20796, 20797, 20830, 21004, 21056, 21061, 21100, 21480
Arrgo	21023
Aspire Digital	21168, 21407
Astar	21489, 21678, 21679
Audiologic	20736
Audiovox	20790, 21041, 21071, 21072, 21121, 21122
Axion	21071, 21072
B & K	20655, 20662
BBK	21224
Bel Canto Design	21571
Blaupunkt	20717
Blue Parade	20571
Bose	21895, 22023
Broksonic	20695, 20868, 21419
Buffalo	21882
California Audio Labs	20490
Cambridge Soundworks	20690
Casio	20512
Cary Audio Design	21477
CAVS	21057
Centrios	21577
Cinea	20831
Cinego	21399
Cinematrix	21052
CineVision	20876, 20833, 20869, 21483
Citizen	20695, 21277
Clatronic	20788
Coby	20778, 20852, 21086, 21107, 21165, 21177, 21351

Craig	20831
Curtis Mathes	21087
CyberHome	20816, 20874, 21023, 21024, 21117, 21129, 21502, 21537
D-Link	21881
D-Vision	21173
Daewoo	20784, 20705, 20770, 20833, 20869, 21169, 21172, 21234, 21242, 21441, 21443
Daytek	20872
Denon	20490, 20634, 22258
Desay	21407, 21455
Diamond Vision	21316, 21609, 21610
DigitalMax	21738
Digix Media	21272
Disney	20675, 21270
Dual	21068, 21085
Durabrand	21023, 21127, 22164
DVD2000	20521
Emerson	20591, 20675, 20821, 21268
Encore	21374
Enterprise	20591
ESA	20821, 21268, 21443
Fisher	20670, 21919
Funai	20675, 21268, 21334
Gateway	21073, 21077, 21158, 21194
GE	20522, 20815, 20717
Genica	20750
GFM	20675, 21268
Go Video	20744, 20715, 20741, 20783, 20833, 20869, 21044, 21075, 21099, 21144, 21148, 21158, 21304, 21443, 21483, 21730
Go Vision	21071, 21072
GoldStar	20741, 20869
GPX	20699, 20769
Gradiente	20490
Greenhill	20717
Grundig	20539
Harman/Kardon	20582, 20702, 21229
Helios	22080
Hello Kitty	20831
Hitachi	20573, 20664, 21247, 21919
Hiteker	20672
Humax	21500, 21588
iLo	21348, 21472
Initial	20717, 21472
Innovative Technology	21542
Insignia	20675, 21013, 21268, 22095, 22428
Integra	20571, 20627, 21769, 22147

Jaton	21078
JBL	20702
Jensen	21016
JSI	21423
JVC	20558, 20623, 20867, 21275, 21550, 21602, 21863
jWin	21049, 21051
Kawasaki	20790
Kenwood	20490, 20682, 20737
KLH	20717, 20790, 21149, 21261
Konka	20711, 20719, 20720, 20721
Koss	20651, 20896, 21423
Kreisen	21421
Krell	21498
Lafayette	21369
Landel	20826
Lasonic	20798, 21173
Lecson	21533
Lenoxx	21127
Lexicon	20671
LG	20591, 20741, 20801, 20869, 21526
LiteOn	21058, 21158, 21416, 21440, 21656, 21738
Loewe	20511
Magnavox	20503, 20539, 20646, 20675, 20821, 21268, 21354, 21472, 21506
Malata	20782, 21159
Marantz	20539, 22414
McIntosh	21533, 21273, 21373
Memorex	20695, 20831, 21270, 22213
Meridian	21497
Microsoft	20522, 22083, 21708
Mintek	20839, 20717, 21472
Mitsubishi	21521, 20521
MixSonic	21130
Momitsu	21082
Mustek	21730
Myryad	20894
NAD	20692, 20741
Nakamichi	21222
Naxa	21473
NEC	20785
Nesa	20717, 21603
NeuNeo	21454
Next Base	20826
NexxTech	21402
Norcent	21003, 20872, 21107, 21265, 21457
Nova	21517, 21518, 21519
Olevia	22331

Onkyo	20503, 20627, 20792, 21417, 21418, 21612, 21769, 22147
Oppo	20575, 21224, 22185
OptoMedia Electronics	20896
Oritron	20651
Panasonic	20490, 20503, 20632, 20703, 21362, 21462, 21490, 21579, 21641, 21762
Philco	20675, 20733, 20862, 21855, 22000
Philips	20503, 20539, 22056, 20646, 22434, 22334, 22084, 21506, 21354, 21340, 21267, 21260, 21158, 20885, 20854, 20675, 20671
PianoDisc	21024
Pioneer	20525, 20571, 20142, 20631, 20632, 21460, 21512, 21571, 22442
Polaroid	21013, 21061, 21086, 21245, 21261, 21316, 21478, 21480, 21482, 22130
Polk Audio	20539
Portland	20770
Presidian	20675, 21072, 21738
Prima	21016
Primare	21467
Princeton	20674
Proceed	20672
Proscan	20522
ProVision	20778
Qwestar	20651
RCA	20522, 20571, 20717, 20790, 20822, 21013, 21022, 21132, 21193, 21769
Rio	20869, 22002
RJTech	21360
Rotel	20623, 21178
Rowa	20823
Sampo	20698, 20752, 21501
Samsung	20490, 20573, 20744, 20199, 20820, 20899, 21044, 21075, 22069, 22329
Sansui	20695
Sanyo	20670, 20695, 20873, 21919
Schneider	20646
Sensory Science	21158
Sharp	20630, 20675, 20752, 21256, 21419, 22250
Sharper Image	21117
Sherwood	20633, 20770, 21043, 21077, 21889
Sherwood Newcastle	21077
Shinonic	20533, 20839
Sigma Designs	20674

SilverCrest	21368
Sonic Blue	20869, 21099, 22002
Sony	20533, 21533, 20864, 21033, 21070, 21431, 21432, 21433, 21516, 21548, 21633, 21824, 21892, 22020, 22043
Sound Mobile	21298
Sova	21122
Sungale	21074, 21342, 21532
Superscan	20821
SVA	20860, 21105
Sylvania	20675, 20821, 21268
Symphonic	20675, 20821, 21268
TAG McLaren	20894
Teac	20790, 20809, 20758
Technics	20490, 20703
Technosonic	20730
Techwood	20692
Terapin	21031, 21053, 21166
Theta Digital	20571
TiVo	21503, 21512, 21588
Toshiba	20503, 20695, 21045, 21154, 21503, 21510, 21515, 21588, 21769, 21854, 22277
Tredex	20799, 20800, 20803, 20804
TruTech	22264
Urban Concepts	20503
US Logic	20839
Valor	21298
Venturer	20790
Vialta	21509
Viewmage	21374
Vizio	21064, 21226
Vocopro	21027, 21360
Wintel	21131
X10	21338
Xbox	20522, 22083, 21708
Xwave	21001
Yamaha	20490, 20539, 20646, 20545, 21416, 22298
YBA	20872
Zektor	21730
Zenith	20503, 20591, 20741, 20869
Zoece	21265

Setup Codes for PVRs

ABS	21972
Alienware	21972
CyberPower	21972

Dell	21972
DIRECTV	20739, 21989
Gateway	21972
Go Video	20614, 21873
Hewlett Packard	21972
Howard Computers	21972
HP	21972
Hughes Network Systems	20739
Humax	20739, 21797, 21988
Hush	21972
iBUYPOWER	21972
Linksys	21972
Media Center PC	21972
Microsoft	21972
Mind	21972
Mitsubishi	21795
Niveus Media	21972
Northgate	21972
Panasonic	20614, 20616, 21807
Philips	20739, 20618, 21818
Pioneer	21337, 21803
RCA	20880, 21989
ReplayTV	20614, 20616
Samsung	20739
Sharp	21875
Sonic Blue	20614, 20616
Sony	20636, 21886, 21972
Stack 9	21972
Systemax	21972
Tagar Systems	21972
TiVo	20739, 20618, 20636, 21337
Toshiba	21008, 21972, 21988, 21996
Touch	21972
UltimateTV	21989
Viewsonic	21972
Voodoo	21972
ZT Group	21972

Setup Codes for Audio Receivers

ADC	30531
Aiwa	31405, 30189, 30121, 31089, 31243, 31321, 31347, 31388, 31641
Akai	31512
Alco	31390
AMC	31077
Amphion Media Works	31563, 31615
AMW	31563, 31615
Anam	31609, 31074
Apex Digital	31257, 31430, 31774

Arcam	31189, 31978, 32022
Audiophase	31387
Audiotronic	31189
Audiovox	31390, 31627
B & K	30701, 30820, 30840
BK	30702
Bose	31229, 30639, 31253, 31629, 31841, 31933
Brix	31602
Cambridge Soundworks	31370, 31477
Capetronic	30531
Carver	31189, 30189, 30042, 30121, 31089, 31289
Casio	30195
Clarinette	30195
Classic	31352
Coby	31263, 31389
Criterion	31420
Curtis	30797
Daewoo	31250
Dell	31383
Delphi	31414
Denon	31360, 30121, 31104, 31142, 31306, 31311, 31434, 32857
Emerson	30255
Fisher	30042, 31801
Garrard	30281, 30463, 30744
Gateway	31517
GE	31379
Glory Horse	31263
Go Video	31532
GPX	30744, 31299
Harman/Kardon	30110, 30189, 30891, 31289, 31304, 31306, 32241
Hitachi	31273, 31801
iLive	32013
Initial	31426
Insignia	31030, 31077, 31893, 32126, 32169, 32175
Integra	30135, 31298, 31320, 31805
iSymphony	32258
JBL	30110, 31306
Jensen	30797
JVC	31058, 30074, 30464, 31263, 31282, 31374, 31495, 31560, 31643, 31811, 31871, 32161, 32239
Kenwood	31313, 31570, 31569, 30042, 30077, 30186, 30239, 30876, 31027, 31032, 31261, 31262, 31670, 31916

KLH	31390, 31428
Koss	30255, 30744, 31366, 31497
Lasonic	31798
Lenoxx	31437
LG	31293, 31524, 32197
Linn	30189
Liquid Video	31497
Lloyd's	30195
LXI	30181, 30744
Magnavox	31189, 31269, 30189, 30195, 30391, 30531, 31089, 31268, 31514
Marantz	31189, 31269, 30039, 30189, 31089, 31289
McIntosh	31289
MCS	30039, 30346
Micromega	31189
Mitsubishi	31393
Modulaire	30195
Musicmagic	31089
Myryad	31189
NAD	30320, 30845
Nakamichi	31313, 30097, 30876, 31555, 31236
Norcent	31389
Nova	31389
NTDE Geniesom	30744
Onkyo	30135, 30380, 30842, 31298, 31320, 31531, 31805, 31905
Optimus	31023, 30042, 30181, 30186, 30531, 30670, 30738, 30744, 30797, 30801, 31074
Orient Power	30744
Oritron	31366, 31497
Panasonic	31308, 31518, 30039, 30367, 30763, 31275, 31288, 31316, 31350, 31363, 31509, 31548, 31633, 31763, 31764, 32967
Philco	31562, 31838
Penney	30195, 30744
Philips	31189, 31269, 30189, 30346, 30391, 30531, 30891, 31089, 31266, 31268, 31283, 31365, 31368, 32311
Pioneer	31023, 30150, 30244, 30289, 30531, 30630, 30801, 31123, 31343, 31384, 31935
Polaroid	31508
Polk Audio	30189, 31289, 31414, 32115, 32270
Proscan	31254
Quasar	30039
RadioShack	30744, 31263

RCA	31023, 31609, 31254, 30082, 30346, 30530, 30531, 31074, 31123, 31390, 31511
Realistic	30181, 30195
Regent	31437
Rio	31383, 31869
Rotel	30793
Saba	31519
Samsung	31295, 31304, 31500, 31868
Sansui	31189, 30189, 30193, 30346, 31089
Sanyo	30801, 31251, 31469, 31801
Sharp	30186, 31286, 31361, 31386
Sharper Image	30797, 31263, 31410, 31556
Sherwood	30491, 30502, 31077, 31423, 31517, 31653, 31905, 32169
Sherwood Newcastle	32169
Shinsonic	31426
Sirius	31602, 31627, 31811, 31987
Sonic	30281
Sonic Blue	31383, 31532, 31869
Sony	31759, 31058, 31441, 31258, 31622, 32172, 31958, 31858, 31822, 31758, 31658, 31558, 31547, 31529, 31503, 31458, 31406, 31382, 31371, 31367, 31358, 31347, 31158, 31131, 30793, 30168
Soundesign	30670
Stereophonics	31023
Sunfire	31313
Sylvania	30797
Teac	30463, 31074, 31390, 31528, 31178, 31199
Technics	31308, 31518, 30039, 31309
Techwood	30281
Thorens	31189
Toshiba	30135, 31123, 31788
Venturer	31390
Victor	30074
Vizio	31517
Wards	30189
XM	31406, 31414
Yamaha	30176, 30082, 30186, 30376, 31176, 31276, 31331, 31375, 31376, 31476, 31815, 32061
Yamakawa	30186
Yorx	30195
Zenith	30281, 30744, 30857, 31293, 31524

Setup Codes for Audio Amplifiers

Adcom	30577, 31100
Bel Canto Design	31583
Bose	30674
Carver	30892
Classe	31461, 31462
Curtis Mathes	30300
Durabrand	31561, 31566
GE	30078
Harman/Kardon	30892
JVC	30331
Kenwood	30356
Left Coast	30892
Lenoxx	31561, 31566
Lexicon	31802
Marantz	30892, 30321
Mark Levinson	31483
McIntosh	30251
Nakamichi	30321
NEC	30264
Optimus	30395, 30300, 30823
Parasound	30246
Philips	30892, 30641
Pioneer	30013, 30300, 30823
Polk Audio	30892
RCA	30300, 30823
Realistic	30395
Regent	31568
Sansui	30321
Sharp	31432
Shure	30264
Sony	30689, 30815, 31126
Soundesign	30078
Victor	30331
Wards	30078, 30013
Yamaha	30354, 30133, 30143, 30504

Setup Codes for Audio Accessories

Acoustic Research	32226
Altec Lansing	31056, 32251
Apple	31115
Denon	32815
DLO	31155
GPX	32113
iHome	32152
iLive	32113
Logitech	32182
Memorex	32119
Philips	32327

Polk Audio	32228
Teac	32262
Tivoli Audio	32158
Vizio	32454
Yamaha	32021, 32116

REPAIR OR REPLACEMENT POLICY

If the DIRECTV® Universal Remote Control does not function properly, DIRECTV will, at our sole discretion, repair or replace the DIRECTV Universal Remote Control, provided that:

- a. You are a customer of DIRECTV and your account is in good standing; and
- b. The problem with the DIRECTV Universal Remote Control was not caused by abuse, mishandling, alteration, accident, failure to follow operating, maintenance or environmental instructions set forth in this User Guide, or service performed by someone other than DIRECTV.

THE DIRECTV UNIVERSAL REMOTE CONTROL IS PROVIDED ON AN AS-IS, AS-AVAILABLE BASIS, SOLELY FOR YOUR NON-COMMERCIAL, RESIDENTIAL USE. DIRECTV DOES NOT MAKE ANY REPRESENTATIONS OR WARRANTIES OF ANY KIND, WHETHER STATUTORY, EXPRESS OR IMPLIED, REGARDING THE DIRECTV UNIVERSAL REMOTE CONTROL, INCLUDING ANY IMPLIED WARRANTY OF MERCHANTABILITY, NONINFRINGEMENT OR FITNESS FOR A PARTICULAR PURPOSE OR IMPLIED WARRANTIES ARISING FROM A COURSE OF DEALING OR COURSE OF PERFORMANCE. DIRECTV EXPRESSLY DISCLAIMS ANY REPRESENTATION OR WARRANTY THAT THE DIRECTV UNIVERSAL REMOTE CONTROL WILL BE ERROR FREE. NO ORAL ADVICE OR WRITTEN INFORMATION GIVEN BY DIRECTV, ITS EMPLOYEES, AND LICENSORS OR THE LIKE SHALL CREATE A WARRANTY; NOR SHALL CUSTOMER RELY ON ANY SUCH INFORMATION OR ADVICE.

UNDER NO CIRCUMSTANCES, INCLUDING NEGLIGENCE, SHALL DIRECTV OR ANYONE ELSE INVOLVED IN ADMINISTERING, DISTRIBUTING, OR PROVIDING THE DIRECTV UNIVERSAL REMOTE CONTROL BE LIABLE FOR ANY INDIRECT, INCIDENTAL, SPECIAL OR CONSEQUENTIAL DAMAGES, INCLUDING, WITHOUT LIMITATION, LOSS OF REVENUES OR INABILITY TO USE THE DIRECTV UNIVERSAL REMOTE CONTROL, MISTAKES, OMISSIONS, INTERRUPTIONS, DEFECTS, FAILURE OF PERFORMANCE, EVEN IF DIRECTV HAS BEEN ADVISED OF THE POSSIBILITY OF SUCH LOSSES.

Because some states do not allow the exclusion or limitation of liability for consequential or incidental damages, in such states, DIRECTV's liability is limited to the greatest extent permitted by law.

ADDITIONAL INFORMATION

This product does not have any user-serviceable parts. Opening the case, except for the battery cover, may cause permanent damage to your DIRECTV Universal Remote Control.

For help via the Internet, visit us at: directv.com

Or ask for technical support at: 1-800-531-5000

Copyright 2006 by DIRECTV, Inc. No part of this publication may be reproduced, transmitted, transcribed, stored in any retrieval system, or translated to any language, in any form or by any means, electronic, mechanical, magnetic, optical, manual, or otherwise, without prior written permission of DIRECTV, Inc.

DIRECTV and the Cyclone Design logo are registered trademarks of DIRECTV, Inc.

M2992 C with use with URC2992 Universal Remote Control.

06/09

COMPLIANCE WITH FCC RULES AND REGULATIONS

This equipment has been tested and found to comply with the limits for a Class B digital device, pursuant to part 15 of the FCC Rules. These limits are designed to provide reasonable protection against harmful interference in a residential installation. This equipment generates, uses and can radiate radio frequency energy and if not used in accordance with the instructions, may cause harmful interference to radio communications.

However, there is no guarantee that interference will not occur in a particular installation. If this equipment does cause harmful interference to radio or television reception, the user is encouraged to try to correct the interference by one or more of the following measures:

- Increase or decrease the separation between the equipment and receiver.
- Consult the dealer or an experienced remote control/TV technician for help.

